



M. A. Braganza & Associates
CHARTERED ACCOUNTANTS

INDEPENDENT AUDITORS' REPORT

To the Trustees of Baale Mane Trust

Report on the Financial Statements

We have audited the accompanying financial statements of Baale Mane Trust ("the Trust"), which comprise the Balance Sheet as at March 31, 2016, and the Income and Expenditure Account for the year then ended which have been prepared on the cash basis of accounting, and a summary of significant accounting policies and other explanatory information.

Management's Responsibility for the Financial Statements

Management is responsible for the preparation of these financial statements that give a true and fair view of the financial position and financial performance of the Trust in accordance with the accounting principles generally adopted in India. This responsibility includes the design, implementation and maintenance of internal control relevant to the preparation and presentation of the financial statements that give a true and fair view and are free from material misstatement, whether due to fraud or error.

Auditor's Responsibility

Our responsibility is to express an opinion on these financial statements based on our audit. We conducted our audit in accordance with the Standards on Auditing issued by the Institute of Chartered Accountants of India. Those Standards require that we comply with ethical requirements and plan and perform the audit to obtain reasonable assurance about whether the financial statements are free from material misstatement.

An audit involves performing procedures to obtain audit evidence about the amounts and disclosures in the financial statements. The procedures selected depend on the auditor's judgment, including the assessment of the risks of material misstatement of the financial statements, whether due to fraud or error. In making those risk assessments, the auditor considers internal control relevant to the Trust's preparation and fair presentation of the financial statements in order to design audit procedures that are appropriate in the circumstances. An audit also includes evaluating the appropriateness of accounting policies used and the reasonableness of the accounting estimates made by management, as well as evaluating the overall presentation of the financial statements.

We believe that the audit evidence we have obtained is sufficient and appropriate to provide a basis for our audit opinion.


Opinion

In our opinion and to the best of our information and according to the explanations given to us, the financial statements give a true and fair view in conformity with the accounting principles generally accepted in India:

- (a) in the case of the Balance Sheet, of the state of affairs of the Trust as at March 31, 2016, and
- (b) in the case of the Income and Expenditure Account, of the excess of expenditure over income of the Trust for the year ended on that date.



For M. A. BRAGANZA & ASSOCIATES
Chartered Accountants
Firm Registration No. 000507S


Ravishankar Hegde
Partner
Membership No. 232520

Place: Bangalore
Dated: September 27, 2016

BAALE MANE TRUST
INCOME AND EXPENDITURE ACCOUNT FOR THE PERIOD ENDED MARCH 31, 2016

AMOUNT(₹) 31.03.2015	EXPENDITURE	SCH	AMOUNT(₹) 31.03.2016	AMOUNT(₹) 31.03.2015	INCOME	SCH	AMOUNT(₹) 31.03.2016
5,69,674	To Direct Expenses			43,38,678	By Grants - Monetary	10	45,14,982
2,99,579	Development	1	3,85,926	28,290	By Donations in Kind	9	81,500
14,28,013	Participation	2	2,98,425	18,94,174	By Donations	10	13,89,410
12,75,162	Protection	3	12,07,761	60,991	By Bank Interest		30,052
11,25,132	Staff Cost	4	12,65,759	39,260	By FD Interest		86,145
8,55,766	Survival	5	12,05,302	2,630	By Sale of Scrap	8	-
	Transition Cost	6	11,70,678	919	By Profit on Sale of Fixed Assets (Assets Received in Kind)		-
2,20,000	To Management Salary	12	3,80,600	2,081	By Transfer to capital reserve (sale of assets received in kind)		2,000
	To Architect fees	12	1,68,540		To Excess of Expenditure over Income		2,67,115
1,19,432	To Depreciation	9	1,49,684				
7,598	To Assets written off	14	55,429				
	To Loss on sale of fixed asset		1,600				
4,38,377	To Excess of Income over Expenditure						
28,290	To Transfer to Capital Reserve (Grants received in Kind)		81,500				
63,67,023			63,71,204	63,67,023			63,71,204


The schedules referred to above form an integral part of the accounts

For Baale Mane Trust

M. Vidya

Rajan Narayanan
Treasurer

Date : September 27, 2016
Place : Bangalore



As per our report of even date attached
For M.A. BRAGANZA & ASSOCIATES
Chartered Accountants
Firm Registration No. 0005075

Ravishankar Hegde

Ravishankar Hegde
Partner
ICAI Membership No. 232520

Schedules for the YEAR ending 31st MARCH, 2016

(Amounts in Rs.)

Schedule-1

Development		
Particulars	as on 31st March 2016	as on 31st March 2015
<u>School Admission & Fees</u>		
- School Admission Fees	2,50,250	277205
- Monthly School Fees	30,580	27600
- Exam Fees	20,327	68178
- Other School Expenses	9,800	27190
- Children a/c expenses	140	0
<u>Uniform</u>		
- Children's Uniform	7,110	74020
- Purchase of Footwear	32,083	20023
<u>Stationery</u>		
- Stationery for Students	9,350	15729
- Newspapers	3,176	3270
- Books and Periodicals	-	11109
- Printing Charges	13,707	-
<u>School Outings & Programmes</u>		
- Children Travel Expenses	9,403	44010
- Lunch Expenses	-	0
- School trip	-	1340
Total	385926	569674



Schedule-2

Participation		
Particulars	as on 31st March 2016	as on 31st March 2015
<u>Life Skill Programme</u>	10,805	8,184
Participation fee	48,340	0
<u>Extra Curricular Activities</u>		
- Kamsale Programme Expenses	-	500
- 7th Programme Expenses	27,067	0
- Magic Bus Training Expenses	-	430
- Dollu Programme Expenses	12,821	10,872
- Skill Development Expenses	-	3,953
- Purchase of Prize	-	11,085
- Spoken English Classes	-	45,000
- Cultural Activities	525	500
- Summer Camp	29,544	-
- Extra curricular Activities	100	-
- Friendship band purchase	380	-
- New year celebration expense	920	-
-Sunday honorarium	600	-
- Women's day celebration	1,751	-
- Guide star	7,500	-
- India cares	9,000	-
- Infact project	5,000	-
- NGO Capacity Building Pro Registration	10,000	-
- TCS 10 K Registration	5,000	-
-Trustee meeting expenses	2,515	-
-Sponsor material travel charges	1,600	-
		-
<u>Festival & Other Expenses</u>		
- Sponsors' Get-together Expenses	10,774	71,270
- Festival celebrations	14,103	33,591
- Independence Day Celebration	-	999
- Birthday Celebration Charges	7,992	900
- Christmas celebrations	-	2520
-Garland purchase	3,800	0
-Mehandi purchase	1,223	0
-Rangoli powder expenses	6,465	0
- Costume purchase	2,100	0
<u>Outings for Children</u>		
- Trip Expenses	8,970	81,708
- Lunch Expenses	30,374	20,347
- AMC show ticket	-	7,200
- Film expenses	15,336	520
- Cab rent	3,720	-
- TT Vehicle rent	19,100	-
- Tent house mat rent	1,000	-
Total	2,98,425	2,99,579



Schedule-3

Protection		
Particulars	as on 31st March 2016	as on 31st March 2015
<u>Healthcare & Toiletries</u>		
- Health Check up Charges	7,500	1,37,224
- Blood Check Up Charges	2,960	4,064
- Purchase of Medicines	-	57,800
- Eye check up charges	1,600	2,950
- Toiletries	46,453	89,536
- Purchase of Clothes	19,460	46,915
- CWC Visit Charges	-	1,987
- Home Visit Charges	1,067	2,532
- Medical Expenses	1,65,231	0
- Cosmetic purchase	600	0
<u>Transport</u>		
- Vehicle Maintenance Expenses	41,535	1,06,252
- Auto Gas & Maintenance Expenses	1,96,264	2,46,286
- Nano Car Petrol Expenses	29,911	37,556
- Travelling and Conveyance	5,666	6,400
- Car insurance	8,698	3,599
- Tata Winger Repair Expenses	17,520	-
- Tata Winger Insurance	13,756	-
- Chennai trip Expenses	2,500	-
<u>Maintenance & Security</u>		
- Security Charges	99,535	99,896
- General Expenses	7,414	614
- Cable T V Charges	4,290	3,811
- Computer Maintenance	42,500	5,850
- Pest control	22,760	20,393
- Cleaning Material	24,013	28,862
- Campus Repairs and Maintenance	73,170	90,106
- Registration Charges - Fund Raising	-	13,764
- Photographs of Children	2,700	12,994
- Purchase of Bed Cover&Mattress	21,500	2,440
- Internet Charges	343	16,919
- Rates and taxes	12,000	23,320
- Office maintenance charges	26,994	5,350
- Staff training	2,473	750
- Festival celebration	-	300
- Shed Mess Purchase	10,697	-
- Mud purchase	5,500	-
- Tally software expenses	3,600	-
<u>Building Utility Costs</u>		
- Electricity Charges	25,114	30,525
- Telephone Charges	39,556	53,471
- Water Charges	15,160	10,360
<u>Administrative & Office Supplies</u>		
- Audit Fee	1,32,980	1,65,722
- CSA workshop teachers	-	22,500
- Professional Charges	25,159	19,392
- Bank Charges	2,800	2,218
- Office Stationery, Postage & Courier	26,746	20,870
- Annual Report printing	-	28,485
- Annual Report designing	-	6,000
- Workbook printing	5,000	0
- Rates and Taxes	7,426	0
- Koramangala office expenses	7610	0
Total	12,07,761	14,28,013



Schedule-4

Staff Cost		
Particulars	as on 31st March 2016	as on 31st March 2015
Salary	5,77,057	8,21,820
Part Time Staff Salary	3,44,815	2,53,175
Bonus	97,850	81,750
Staff Insurance	98,352	53,746
Staff TA	57,035	64,671
Staff Welfare	90,650	-
Total	12,65,759	12,75,162

Schedule-5

Survival		
Particulars	as on 31st March 2016	as on 31st March 2015
Gas for Stove		
- Cooking Gas	1,22,690	1,66,610
- Auto Charges for Cooking Gas	9,800	7,880
Kitchen Items		
- Purchase of Vessels	5,270	3,482
Labour Charges-others	4,205	
Seeds & Fertilizers for vegetable Garden		
-Labour Charges	41,500	56,750
-Purchase of Seeds & Plants	4,239	11,370
- Tractor Charges	2,300	1,700
Food Related Expenses		
- Purchase of Chicken	49,272	50,075
- Purchase of Eggs	60,257	62,227
- Purchase of Fish	23,420	3,205
- Purchase of Fruits	1,11,742	1,08,023
- Purchase of Milk	97,429	84,806
- Purchase of Provisions	5,07,837	4,26,469
- Purchase of Vegetables	1,12,091	81,705
- Purchase of Snacks	52,522	60,230
- Purchase of Sweets	728	600
Total	12,05,302	11,25,132



Schedule-6

Transition Cost		
Particulars	as on 31st March 2016	as on 31st March 2015
<u>Animation Course</u>		
-Fees	98,000	-
-Expenses	6,437	-
<u>Tailoring Course</u>		
- Tailoring Training Expenses	-	7,500
<u>Beauty Course</u>		
- Beauty Course other exp	1,400	-
<u>B.Com course</u>		
- B.Com course fees	1,04,215	-
- B.Com tuition fees	9,000	-
- B.Com stationery	8,735	-
<u>Skill base Course</u>	7,060	-
<u>Maintenance Expenses</u>		
- Hostel Fees	6,92,400	4,000
- Maintenance Charges	8,000	-
- Daily Allowance	-	-
- PG Visit Charges	1,330	-
- College Visit Charges	-	-
<u>College</u>		
-College fees	400	-
- Exam fees	100	-
- Tuition fees	4000	-
<u>Miscellaneous expenses</u>		
-Blood test charges	5,500	-
-Books and periodicals	925	-
-Cloth stitching charges	7500	-
-Costumes and dress	7530	-
-Transportation	61056	-
-Monthly& Other expense	4475	-
Phone purchase	1100	-
- Footwear expense	1379	-
- Hospital expense	11639	-
- Interview expense	113	-
- Outing lunch expense	12685	-
- Photo charges	250	-
- Pocket money	113699	-
- Medicine expenses	1050	-
- Training charges	700	-
Total	11,70,678	11,500



Schedule-7

Staff Advances & Loans	Name	Opening Balance as on 01st April 2015	Amount Paid During the Year	Recovered During the Year	Closing Balance as on 31st March 2016
Advances					
FOREIGN					
	Hostel Advances	60,900	6,000	35,400	31,500
	Lawrence	-	15,000	15,000	-
	Saraswathamma	12,000	-	12,000	-
	Ganganamma	-	-	-	-
	P G Advances	2,500	43,000	45,500	-
	Bhaskar	10,000	-	10,000	-
	Radha Nayak	-	15,500	15,500	-
	Mary C	13,000	20,000	18,000	15,000
	Vanaja	12,500	-	12,000	500
	Mangalamma	0	30000	12000	18000
	Subtotal	1,10,900	1,29,500	1,75,400	65,000
Loans					
FOREIGN					
	Mary C	1,48,800	-	33,000	1,15,800
	Kavita	75,000	-	-	75,000
	Mary c medical loan	10,000	-	10,000	-
LOCAL					
	Mary C Loan	17,000	-	-	17,000
	Mary Medical Expenses	10,000	-	10,000	-
	Subtotal	2,60,800	-	53,000	2,07,800
TOTAL		3,71,700	1,29,500	2,28,400	2,72,800



Schedule - B - FIXED DEPOSITS

Name of Bank	FD No.	Date of Deposit	Maturity Date	FD AS ON 01.04.15	During	INTEREST Gross	TDS	NET	FD AS ON 21.10.2015
State Bank of India	34328632142	21.10.2014	21.10.2015	2,07,066	0	10196	1020	9176	216242
State Bank of India	34328635563	21.10.2014	21.10.2015	2,07,066	0	10196	1020	9176	216242
State Bank of India	34328636293	21.10.2014	21.10.2015	2,07,066	0	10196	1020	9176	216242
State Bank of India	34328639330	21.10.2014	21.10.2015	2,07,066	0	10196	1020	9176	216242
State Bank of India	34328642311	21.10.2014	21.10.2015	2,07,066	0	10196	1020	9176	216242
Sub-TOTAL				10,35,330	0	50980	5100	45880	
Name of Bank	FD No.	Date of Deposit	Maturity Date	FD AS ON 21.10.15	During	INTEREST Gross	TDS	NET	FD AS ON 31.03.2016
State Bank of India	34328632142	21.10.2015	21.10.2016	216242	7033	704	6329	223571	
State Bank of India	34328635563	21.10.2015	21.10.2016	216242	7033	704	6329	223571	
State Bank of India	34328636293	21.10.2015	21.10.2016	216242	7033	704	6329	223571	
State Bank of India	34328639330	21.10.2015	21.10.2016	216242	7033	704	6329	223571	
State Bank of India	34328642311	21.10.2015	21.10.2016	216242	7033	704	6329	223571	
Sub-TOTAL				-	35165	3520	31645	11,12,855	
GRAND TOTAL						86145	8620	77525	



Schedule-9

Schedules forming part of Balance Sheet & Income and Expenditure Account.

FIXED ASSETS

PARTICULARS	GROSS BLOCK				Depreciation			NET BLOCK			
	Cost as on 01.04.2015	ADDITIONS before 01.10.2015	ADDITIONS after 01.10.2015	Cost as on 31.03.2016	Rate of Depreciation	Up to 31.03.2015	For The Year	Deletions	Up to 31.03.2016	WDV as on 31.03.2016	WDV as on 31.03.2015
Fixed Assets											
Fans	13,500	-	-	13,500	10%	7,075	643	-	7,717	5,783	6,425
Music Player	34,200	-	-	34,200	15%	16,347	2,678	-	19,025	15,175	17,853
Grinder	11,200	-	-	11,200	15%	5,354	877	-	6,231	4,969	5,846
DVD Player	4,800	-	-	4,800	15%	2,294	376	-	2,670	2,130	2,506
Computers	40,000	-	-	40,000	60%	37,824	1,306	-	39,130	870	2,176
Furniture	8,000	-	-	8,000	10%	3,043	496	-	3,539	4,461	4,957
Refrigerator	-	-	-	-	15%	-	-	-	-	-	-
Library Books	9,165	-	-	9,165	60%	8,936	137	-	9,073	92	229
UPS	73,108	-	-	73,108	15%	17,463	8,347	25,810	6,148	16,007	55,645
Tally Software	16,100	-	50,953	22,155	60%	13,260	1,704	-	14,964	1,136	2,840
Stabilizer	10,877	-	-	10,877	15%	1,632	1,387	-	3,018	7,859	9,245
Printer	5,500	-	-	5,500	15%	413	763	1,176	-	-	5,087
Mixer grinder	2,500	-	-	2,500	15%	188	347	534	-	-	2,313
Solar Power System	-	-	1,16,500	1,16,500	80%	-	46,600	-	46,600	69,900	-
Coconut shed material	-	-	40,000	40,000	10%	-	2,000	-	2,000	38,000	-
Weighing Machine	735	-	-	735	15%	351	58	-	409	326	384
Computers	8,220	-	-	8,220	60%	7,852	221	-	8,073	147	368
UPS	18,900	-	-	18,900	60%	17,690	726	-	18,416	484	1,210
Tata Winger	7,52,559	-	-	7,52,559	15%	3,25,047	64,124	-	3,89,171	3,63,368	4,27,492
Auto	1,22,890	-	-	1,22,890	15%	48,260	11,194	-	59,455	63,435	74,630
Water Filter	15,000	-	-	15,000	15%	5,788	1,382	-	7,170	7,830	9,212
Projector and Projector Screens	30,780	-	-	30,780	60%	28,810	1,182	-	29,992	788	1,970
Fan	2,800	-	-	2,800	10%	280	252	-	532	2,268	2,520
HP Printer	-	19,244	-	19,244	15%	-	2,887	-	2,887	16,357	-
Sub Total	11,80,814	19,244	1,56,500	12,97,605	-	5,47,906	1,49,684	27,520	6,76,219	6,21,386	6,32,908



Contribution Received In Kind												
Furniture & Fittings:												
Sofa Set	10,000	-	-	10,000	10%	2,710	729	-	3,439	6,561	7,290	
Dining Table	15,000	-	-	15,000	10%	4,065	1,094	-	5,159	9,841	10,935	
Wood Cupboard	6,750	-	-	6,750	10%	1,735	502	-	2,236	4,514	5,015	
Iron Cot	5,000	-	-	5,000	10%	1,153	385	-	1,537	3,463	3,848	
Children's Cot	6,000	-	-	6,000	10%	1,140	486	-	1,626	4,374	4,860	
Computers	30,000	-	-	30,000	60%	26,640	2,016	-	28,656	1,344	3,360	
Laptops	30,000	-	-	30,000	60%	26,640	2,016	-	28,656	1,344	3,360	
Nano Car	95,483	-	-	95,483	15%	31,670	9,572	-	41,242	54,241	63,813	
Library Books	1,490	-	-	1,490	60%	1,252	143	-	1,395	95	238	
Television	-	-	-	-	15%	-	-	-	-	-	-	
Water Filter	14,990	-	-	14,990	15%	4,160	1,625	-	5,784	9,206	10,830	
Wooden Show Case	8,000	-	-	8,000	10%	800	720	-	1,520	6,480	7,200	
Divan-MSV	2,500	-	-	2,500	10%	-	250	-	250	2,250	-	
Wood Mancha-MSV	10,000	-	-	10,000	10%	-	1,000	-	1,000	9,000	-	
Double bed-MSV	6,000	-	-	6,000	10%	-	600	-	600	5,400	-	
Bed-MSV	4,000	-	-	4,000	10%	-	400	-	400	3,600	-	
Iron Mancha-MSV	2,000	-	-	2,000	10%	-	200	-	200	1,800	-	
Sofa Chair-MSV	16,000	-	2,000	14,000	10%	-	1,600	200	1,400	12,600	-	
Sofa Wheelchair-MSV	9,000	-	2,000	9,000	10%	-	900	200	900	8,100	-	
Chairs-SIPL	20,000	-	2,000	20,000	10%	-	2,000	200	2,000	18,000	-	
Common Camera-RU	10,000	-	-	10,000	15%	-	1,500	-	1,500	8,500	-	
Camera	34,190	-	34,190	-	15%	13,193	3,149	16,343	3,855	14,179	20,997	
Yoga Mat	18,034	-	-	18,034	15%	1,353	2,902	-	1,624	632	1,579	
Library Books	2,256	-	-	2,256	60%	677	948	-	1,624	582	1,579	
Laptop	51,980	-	-	51,980	60%	37,426	8,733	-	46,158	5,822	14,554	
Sub total	3,29,173	81,500	-	38,180	-	1,54,612	43,266	16,743	1,81,138	1,91,345	1,74,561	
Total	15,09,987	1,00,744	1,56,500	16,70,088	-	7,02,519	1,92,953	44,266	8,57,956	8,12,733	8,07,468	

Assets sold	Cost			Sale value			Loss (WDV>SV)		
	Cost	Depreciation	WDV	Sale value	Loss	WDV>SV	Loss	WDV>SV	Loss
Sofa-MSV	2,000	200	1,800	1,800	100	800	1,000	1,000	800
Sofa Wheelchair-MSV	2,000	200	1,800	1,800	100	800	1,000	1,000	800
Total	4,000	400	3,600	3,600	2,000	1,600	2,000	2,000	1,600



Schedule No:10
List of Donor for the period 01st April 2015 to 31st March 2016

SL No:	Donor Name	PAN No	Amount
1	DIVYA	-	1,000
2	VENUMADHAV	-	1,00,000
3	SAMRIDHI TRUST	AAJTS7160A	5,000
4	KRISHNAMURTHY V	AHRPK6957E	12,000
5	CHANDRASHEKAR	-	2,000
6	PAULA PATEL (BHASKAR)	ARIPP2658Q	5,000
7	CLAWIN	-	2,000
8	BHAGYALAKSHMI	-	10,000
9	PADMAKRISHNAN	-	1,000
10	VENKATRAMAN	-	1,000
11	RAMACHANDRAPPA & FAMILY	-	3,000
12	LAKSHMI AMMAL	-	2,000
13	PETRA EXIM	-	13,970
14	KANTHI KUMAR	-	5,000
15	MADHUR SHAH	AWJPS3060P	2,100
16	DEEPIKA T MALLI	-	27,000
17	AJAY TRIPATHI	-	8,000
18	ANIRUDDA BHOSEKAR	AJEPB9615R	10,000
19	Anonymous(chèque)	-	11,250
20	SANTHOSH UNNI	AAEPU8348K	10,000
21	MANOJ VELLAKKAT	ABOPV7119A	10,000
22	VG RAJGOPALAN	-	46,000
23	MRINAL KUMAR	-	11,250
24	SANTHA SHARMA	-	1,501
25	QWICK SILVER	-	14,070
26	PRAFUL THERAPY	-	20,000
27	RUBY KAMDIN	-	5,000
28	SAPNA NAVEEN	-	1,600
29	SHRIKANTH ISHAN & KAML	-	5,000
30	BHASKAR	ARIPP2658Q	5,000
31	LETCCHANGE	-	3,000
32	SELVY SATHYA RAJ	AEEPR9731M	3,500
33	SAJITH NAHALOOR	-	31,500
34	MAHESHKUMAR S	-	7,000
35	SWATHI DAS	AONPDO750M	32,000
36	MILAAP SOCIAL VENTURES INDIA PVT LTD	AABTK2189D	54,060
37	SHAGORIKA	-	2,000
38	ZUHAIR AHAMED	AJHPA9473B	500
39	KANNAN DURAISAMY	AKCPK8836G	500
40	SREE KRISHNA	BCTPS8164F	500
41	TUSHAR GOPAL KAPILA	AJXPK5109Q	500
42	SANAL SATHYANATHAN	BWHP56016A	500
43	AADI MANCHANDA	BBFPM3083G	2,500
44	VENKATA SANDEEP GUDURU	AISPG1402A	1,000
45	SHREDEVI TALAD	AYHPB6263D	500
46	SUJAN REDDY SANAM VARDA	CZZPS9319C	500
47	KARTHIK S	CFBPK6638A	500
48	RAGHURAM GORUR	ADRPR1419C	2,500
49	RAHUL BHASKARAN NARAYANAPPA	ATAPB5587H	1,000
50	RAHUL GOURHA	AWSPG6053H	500
51	ACTUT RAJASHEKARAN	AMZPA7558A	8,000
52	DIVYA SASIDARAN	ADPPD6557P	1,000
53	PRASHANTH TV	AEMPT7641E	1,000
54	PRESANA SATYABODHA	DNLPS4826P	1,000
55	PUNEET JETTI	AAHPJ9895M	2,500
56	PUNEETH JETTI	AAHPJ9895M	8,000



57	KUMAR ANNAMALAI		4,000
58	KUMAR ANNAMALAI		4,000
59	HARIHARA KUMAR	ABCPH3537Q	500
60	MICHAEL MALHIVAN	CHSPM7386N	500
61	SASHIKUMAR	AAVPK2200R	2,500
62	SASHIKUMAR	AAVPK2200R	5,000
63	SASHIKUMAR	AAVPK2200R	10,000
64	SASHIKUMAR	AAVPK2200R	12,000
65	KAMALKUMAR	AVVPK7084L	1,000
66	JAIKISH GOPALAKRISHNAN	AAMPT7016P	1,000
67	JAIKISH GOPALAKRISHNAN	AAMPT7016P	1,400
68	JAIKISH GOPALAKRISHNAN	AAMPT7016P	1,000
69	VINOD BELDAR	ASSPB6891J	500
70	BABU K C	AFSPB3187L	1,000
71	NITHIN SATHYAN	BJTPO730A	1,000
72	HARISH KAKARAPASH	AVEPK8654P	1,000
73	PRASANNA KUMAR		1,000
74	JYOTHI MOHAN SARIA	BBYPM9758H	500
75	AUROBINDA NANDA	AAAMPN5271G	8,000
76	LAVANYA	AGAPV0977F	500
77	FIJOE JOSEPH MATHEW	ADPPM8699H	1,000
78	FIJOE JOSEPH MATHEW	ADPPM8699H	1,000
79	FIJOE JOSEPH MATHEW	ADPPM8699H	1,000
80	FIJOE JOSEPH MATHEW	ADPPM8699H	1,400
81	ANILKUMAR REDDY	AFFPR4207R	500
82	ABHISHEK KIRAN	AOJPK5292H	1,000
83	SYAMJITH MANOHARAN	ARKPM7942E	500
84	ASHOK SOOTA	ASRPS2966A	50,000
85	PIYUSH DODALI	AIDPD4991J	500
86	VIJAY BHARTI	AERB4641P	1,000
87	SUHAN SHETTY	DJQPS2596H	500
88	AMRUTH MEGANALLY	ATOPA5559K	1,000
89	JAYAKRISHNAN K R	BBWPR3045J	1,000
90	SVV SATYANARAYANA	ARWPS5127P	4,000
91	SHIJITH KANDONTHY	EETPS3687Q	1,000
92	POPURI PAVAN KUMAR	AHLPP7660B	1,000
93	RITIKA KUMARI	BDEPK3457K	1,000
94	SHRISHAIL M NAGATHAN	ACTPN1958M	2,800
95	VENU BELAGUR KRISHNAMURTHY	ANPPK7852A	2,500
96	NAGARAJ SHANKARA MURTHY	AXLPS1788H	1,000
97	DIVYARAJ MOHAN	ALDPM2948R	1,000
98	ULATIL SREEJIT MENON	AHTPM7435K	500
99	NIRAV PATEL	CAVPP2669D	500
100	SRIKANTH SHET	AWSPD1417A	500
101	SUNIL JAYAPARAKASH	AZRPS9660G	1,000
102	HARIKRISHNA	AGYPH3878D	2,500
103	YUVARAJAN	ACOPY7702R	1,000
104	RSV NARAYANA S	BVNPS1598E	500
105	SHANKAR VENU GOPAL	AHMPV9502H	1,400
106	SAVITHA GOPINATHAN	AJIPG9788N	500
107	GOPAL MAHESHWARI	AUHPM8253A	500
108	BIJU RADHA KRISHNAN	AHAPR3493B	500
109	PRIYANKA	CTJPK0576K	500
110	NAVEEN GARIMELLA	AESPG9154R	1,000
111	PREETHI MENON	AAWPP1594L	2,000
112	AKSHAT TRIPATHI		1,000



113	CHITTOR ISSAC	-	8,000
114	BHALAJI NAGARAJ GUPTA	-	8,000
115	JOSEPH ANANTHRAJU	-	2,000
116	JOSEPH ANANTHRAJU	-	2,000
117	JOSEPH ANANTHRAJU	-	2,800
118	JOSEPH ANANTHRAJU	-	2,500
119	ROHITH KUMAR BASA	-	2,000
120	CHETAN DESHPANDE	-	5,000
121	MOUNT CARMEL COLLEGE	-	1,500
122	Anonymous(chèque)	-	10,000
123	MILAAP SOCIAL VENTURES INDIA PVT LTD	AABTK2189D	936
124	BENEVITY	-	64,270
125	INDIA CARES FOUNDATION	AABTB3573E	33,351
126	INDIA CARES FOUNDATION	AABTB3573E	99,930
127	RAMESH S	ABCPS9201J	54,000
128	GAYATHRI BELAPURKAR	-	20,000
129	MUTHUKUMARAN K	-	5,000
130	LION BRIDGE TECHNOLOGIES	-	17,000
131	HUMMING TREE	-	5,795
132	GEORGINA	-	7,000
133	LETCCHANGE	-	35,000
134	SUCHINDRA K C	-	9,000
135	SAMVADA	-	3,500
136	IMO	-	5,000
137	PETRA EXIM	-	13,970
138	Anonymous(chèque)	-	2,500
139			
Total			10,81,853
FOREIGN			
1	LION BRIDGE TECHNOLOGIES		1000
2	LION BRIDGE TECHNOLOGIES		6550
3	LION BRIDGE TECHNOLOGIES		25000
4	EMILY		5000
5	ADIE		5000
6	HONNIE		4000
7	NICOLLE		5000
8	NICOLLE		3500
9	KAVITHA FOUNDATION		4000
10	TANYA NICHOLE KRISHNAMURTHY		98700
11	SHEILA ARORA		20000
12	EMILY		7000
13	STAR HEALTH AND ALLIED INSURANCE CO		2807
14	LION BRIDGE TECHNOLOGIES PVT LTD		50000
15	SEQUOIA CAPITAL INDIA ADVISORS PVT LTD		70000
			307557
TOTAL DONATIONS			13,89,410

Details of Grants

Sl. No	Name Of the Donor	Amount(₹)
1	The Friends of Baale Mane	887490
2	The Friends of Baale Mane	1057046
3	The Friends of Baale Mane	1050630
4	The Friends of Baale Mane	977530
5	Commonwealth foreign (Shadhika)	542286
Total		45,14,982



Schedule-11

Creditors	
Particulars	Amount as on 31st March 2016
FOREIGN	-
LOCAL	
Intellect Systems	17,500
M A Braganza & Associates	478
Total	17,978

Schedule-12

Management Salary	
Particulars	Amount
Mary C	2,75,100
Roopa	1,05,500
Total	3,80,600

Schedule-13

Other advances	
Particulars	Amount
Andagere Architects	1,68,540
less:Fees charged	(1,68,540)
Total	-

Schedule : 15 SIGNIFICANT ACCOUNTING POLICIES AND NOTES TO ACCOUNTS

1. BACKGROUND

Baale Mane is a registered trust not carrying on commercial, industrial or business activities and therefore, Accounting Standards issued by the Institutes of Chartered Accountants of India are not applicable.

2. SIGNIFICANT ACCOUNTING POLICIES

The Accounts are prepared on cash basis of accounting

It is the policy of Baale Mane Trust to prepare the financial statements on the cash receipts and disbursements basis.

On this basis, revenue and related assets are recognised when received and not when earned, and expenses are recognised when paid and not when obligation is incurred.

2.1. Fixed assets are stated at cost less depreciation.

2.2. Depreciation is charged on the basis of written down value method as per the rates prescribed in the Income tax Rules 1962.

2.3. Foreign remittance directly received in the designated FCRA account is accounted for at the Rupees figure credited to the said

3. Previous years figures are been regrouped wherever necessary


4.The Baale Mane Trust is registered under Section 12A of the Income Tax Act, 1961 as a wholly charitable trust and therefore there is no liability to income tax. In relation to compliance with tax deducted at source (TDS) as per the Income Tax Act, 1961, where the deductor has to deduct TDS on the payments made to the parties, Baale Mane Trust, being the payer, has complied with these provisions while making payments to parties.



Schedule-14: Assets written off during the year

PARTICULARS	GROSS BLOCK					Depreciation			NET BLOCK			
	Cost as on 01.04.2015	ADDITIONS before 01.10.2015	ADDITIONS after 01.10.2015	Deletions/ Written Off	Cost as on 31.03.2016	Rate of Depreciation	Up to 31.03.2015	For The Year	Deletions	Up to 31.03.2016	WDV as on 31.03.2016	WDV as on 31.03.2015
UPS	50,853	-	-	50953	-	15%	14,139	5,522.03	19,661	-	-	36,814
Battery	22,155	-	-	-	22,155	15%	3,323	2,824.80	-	6,148	16,007	18,832
Printer	5,500	-	-	5500	-	15%	413	763	1,176	-	-	5,088
Mixer grinder	2,500	-	-	2500	-	15%	188	347	534	-	-	2,313
Camera	34,190	-	-	34190	-	15%	13,193	3,149	16,343	-	-	20,997

Assets written off-WDV	
UPS	31,292
Printer	4,324
Mixer grinder	1,966
Camera	17,847
TOTAL:	55,429



NAME OF THE ASSESSEE : BAALE MANE TRUST
STATUS : ASSOCIATION OF PERSONS (TRUST)
PREVIOUS YEAR : 2015-16
ASSESSMENT YEAR : 2016-17
PAN NO : AABTB4740M
WARD/CIRCLE : EXEMPTIONS CIRCLE-1 BANGALORE

COMPUTATION OF TOTAL INCOME

(In Rupees)

PARTICULARS	Sch	Amount	Amount	Amount
INCOME FROM OTHER SOURCES				
Donations-Monetary				13,89,410
Grants				45,14,982
Donations In Kind				81,500
Interest on Savings bank account				30,052
Sale proceeds from Fixed Asset				2,000
Interest on Fixed Deposit				86,145
GROSS TOTAL INCOME- (A)				61,04,089
Less: Deduction u/s 11				
I. Amount spent during the year on charitable purpose in India				
1. Income applied to charitable purpose in India out of accumulated brought forward income				-
2. Income applied to charitable purpose in India out of income of previous year relevant to current assesment year income				
(i). Total as per Income and Expenditure a/c		62,89,704		
Less: Depreciation not considered as utilisation		1,49,684		
		61,40,020		
(ii) Amount utilised towards Capital Expenditure		1,75,744		
Total Application of income			63,15,764	
II. Amount of income accumulated or set apart for application for charitable purpose to the extent it does not exceed 15% of the income derived from the property held under the trust wholly for such purpose.				-
III. Amount of Income Accumulated or set apart wholly for charitable / Religious purpose in India in excess of 15% of income Restricted To the extent of Income				-
TOTAL DEDUCTIONS- (B)				63,15,764
BALANCE TOTAL INCOME (A-B)				(2,11,675)
Less : Deductions under Chapter VIA				-
Total taxable income				-
Tax on income				-
Cess				-
Net tax payable				-
TDS paid during the year				8,620
Total tax payable/Refund				(8,620)

For Baale Mane Trust

Rajan Narayanan
Treasurer

Place: Bangalore
Date : September 27, 2016



For M.A.BRAGANZA & ASSOCIATES

Chartered Accountants
Firm Registration No. 000507S

Ravishankar Hegde
Partner
Membership No.232520

